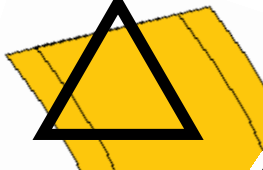

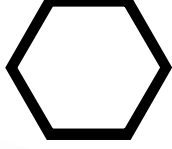

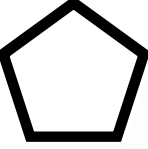





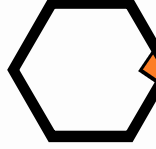

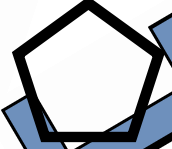
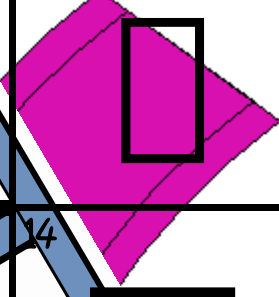




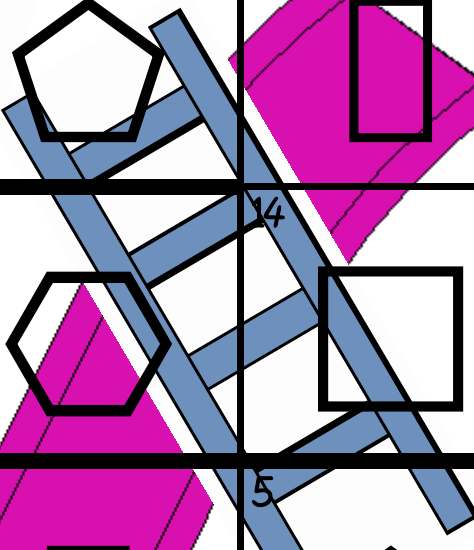



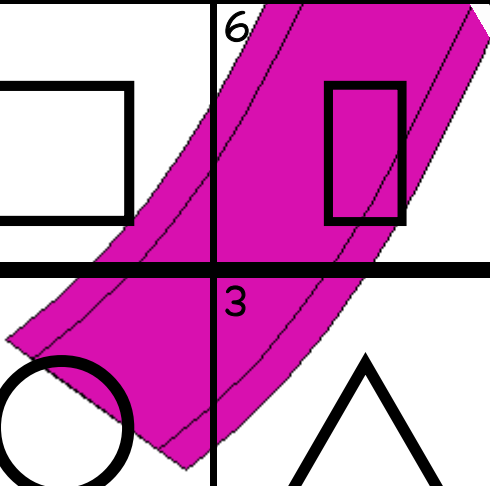
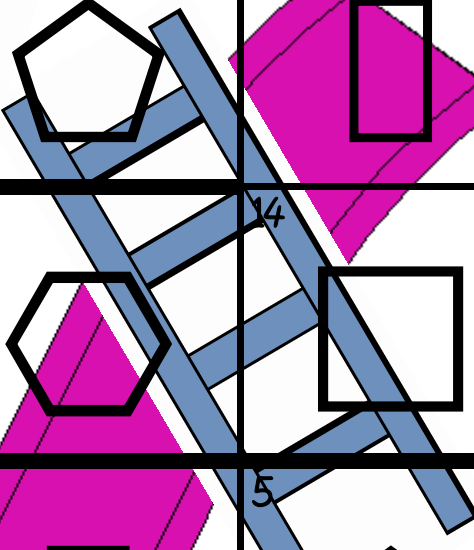



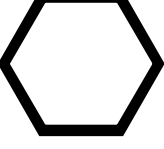


# SLIDES AND LADDERS

## Plane Shapes

Directions: Roll a die. Move your marker that many spaces. Name the shape. If you are correct, you can stay. If you are not correct, move back. If you land on a ladder, climb up. If you land on a slide, slide down. The first one to the end is the winner!





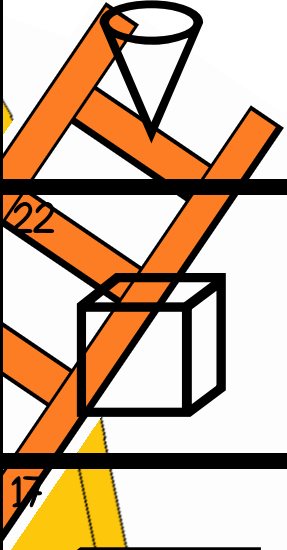


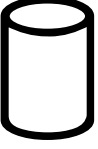




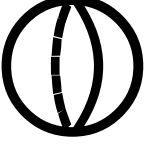

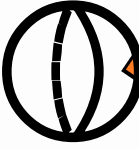


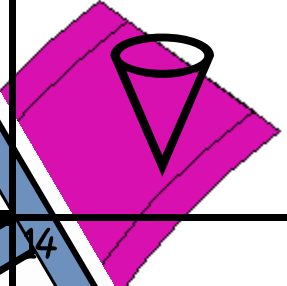



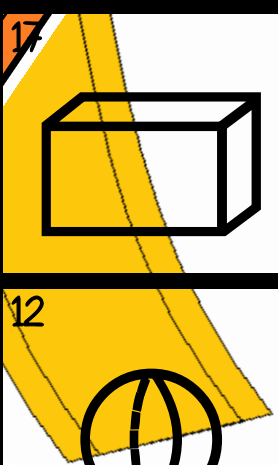


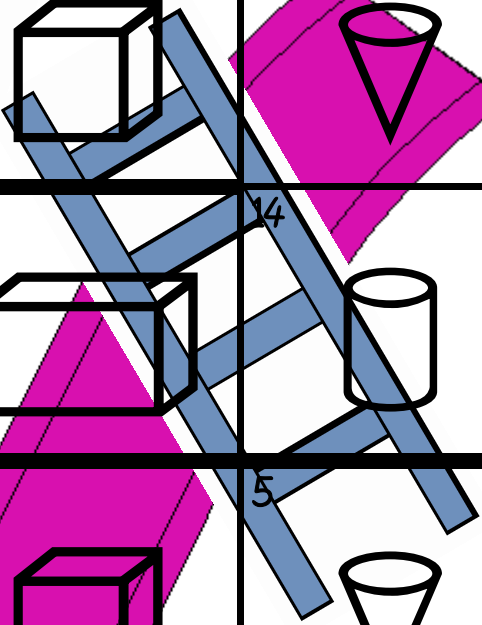


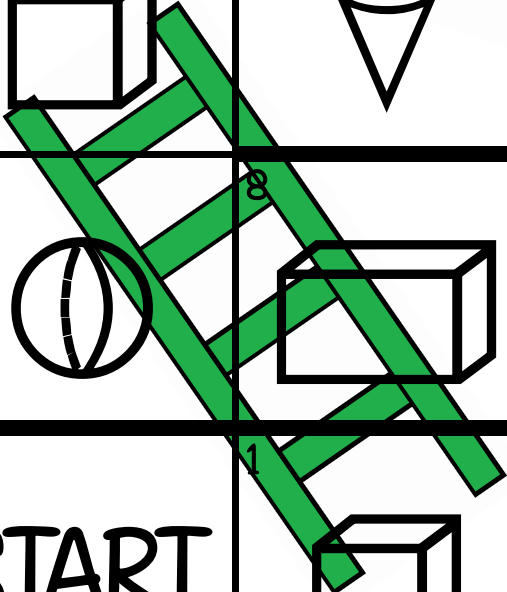


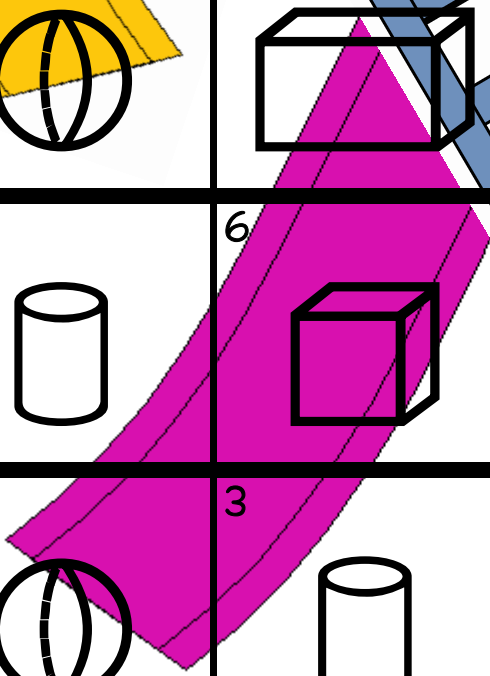





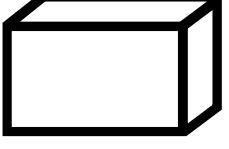
END	28 	27 	26 	25 
20 	21 	22 	23 	24 
19 	18 	17 	16 	15 
10 	11 	12 	13 	14 
9 	8 	7 	6 	5 
START	1 	2 	3 	4 

# SLIDES AND LADDERS

## Solid Shapes

Directions: Roll a die. Move your marker that many spaces. Name the shape. If you are correct, you can stay. If you are not correct, move back. If you land on a ladder, climb up. If you land on a slide, slide down. The first one to the end is the winner!



END	28  	27  	26 	25 
20 	21 	22 	23 	24 
19 	18 	17 	16 	15  
10 	11 	12  	13 	14  
9 	8  	7 	6  	5 
START	1 	2 	3 	4 

# SLIDES AND LADDERS

Skill: Shapes

Created by Kathy Law 2013

Graphics by Kathy Law & [www.scrappindoodles.com](http://www.scrappindoodles.com)

## Teacher Directions:

1. Print game board on cardstock.
2. Laminate.
3. Add a die and game markers for the number of students you want to play
4. Directions to play are printed on the game board.
5. Ready to play. Enjoy!

THANKS for stopping by and downloading one of my original creations!

Check out my blog...First Grade a la Carte



<http://firstgradealacarte.blogspot.com/>

Be sure to leave feedback and look for more activities available for purchase at

<http://www.teacherspayteachers.com/Store/Kathy-Law>.

Copyright © 2012 Kathy Law

All rights reserved by author.

Permission to copy for single classroom use only.

Electronic distribution limited to single classroom use only.